




SMD LED Floodlight, 20W,30W,50W,100W



20W 2000lm	30W 3000lm	50W 5000lm	 SMD LED	4200K COOL WHITE	 IP65	 1m
----------------------	----------------------	----------------------	---	-------------------------------	---	---

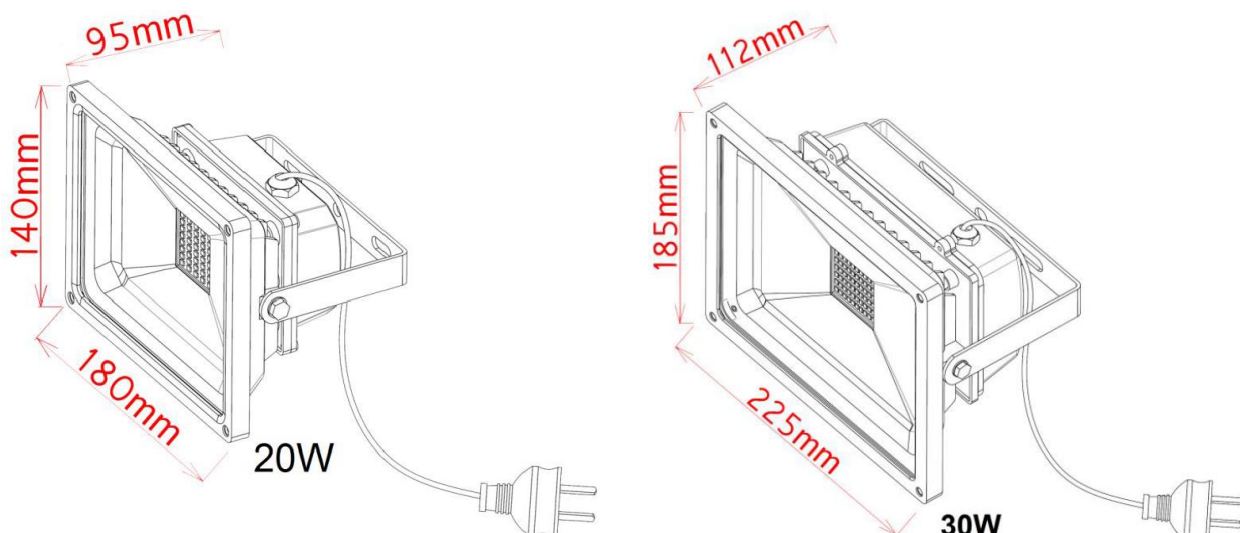
Description:

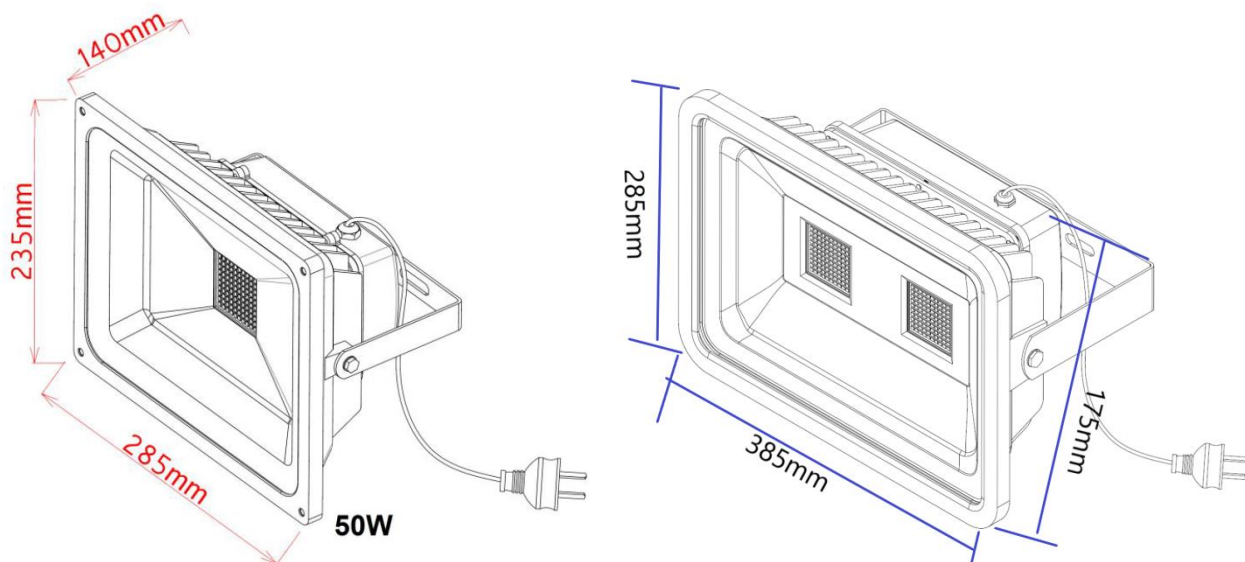
- Box style LED floodlight.
- Black / Grey painted outer casing and clear tempered safety glass lens.
- Hinge to direct light, Do-It-Yourself installation.
- Supplied with 3-pin plug and 1m lead
- Available in 10W, 20W, 30W 50W or 100W.
- High intensity die-cast aluminium body, better heat dissipation structure materials,
- High intensity tempered glass, it can resist the impact and friction , its luminous efficiency can reach up to 94%
- IP65 waterproof Rated

Application:

LED flood light widely used in stage, advertising board, Stadium, yard, garden, lawn, park, plaza, workshop, warehouse, supermarket, shopping mall, exhibition hall, gas station, highway toll station, dock .

Dimension:





Technical Parameters:

Code	FL1611	FL1612	FL1613	FL1632
Shape Color	Black /Grey			
Product size(mm)	180*140*95	225*185*112	285*235*140	385*285*175
Power (W)	20W	30W	50W	100W
PF	>0.9			
Input Voltage (V)	100-240V 50/60Hz			
Efficacy (lm/W)	100lm/W			
LUMENS:	2000LM	3000LM	5000LM	9500LM
LAMP:	SMD LED			
CCT (K)	3000K / 4200K / 5000K/ 6500K			
CRI	80			
Beam angle	100°			
Material	Die-Casting Aluminium + tempered glass			
Working Temperature	-30°C ~ +50°C			
Installation	Surface mounted			
IP Rating	IP65			
Warranty	3 Years			

Packing:

Code	Net Weight (KGS)	Color box (mm)	Qty/CTN (PCS)	GW/CTN (KGS)	Outer Carton (mm)
FL1611	1.0	190*150*125	6	7.2	470*210*270
FL1612	1.55	235*195*140	6	11.2	600*250*320
FL1613	2.5	295*245*165	4	11.8	510*310*360
FL1632	5.5	420*320*215	2	13.5	440*340*460