



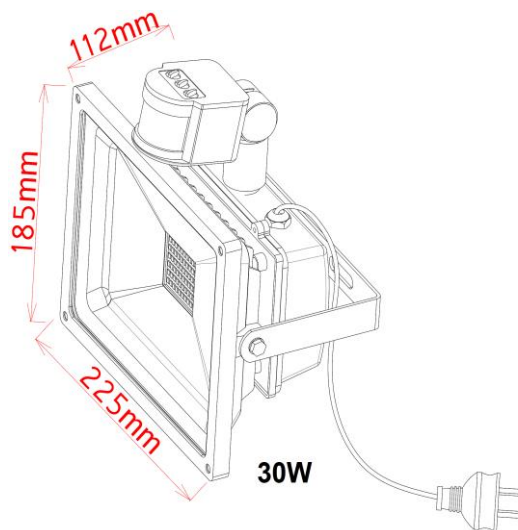
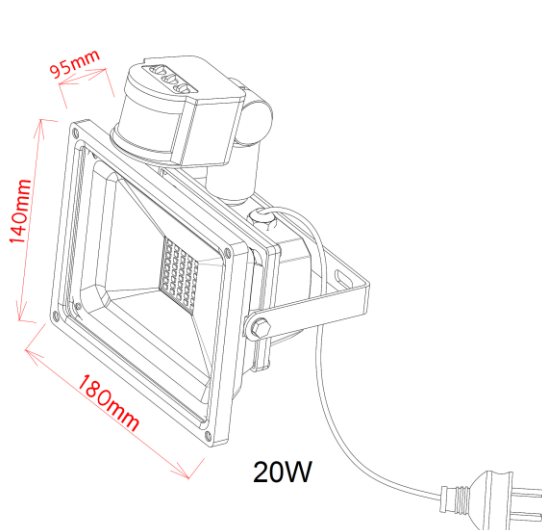
Description:

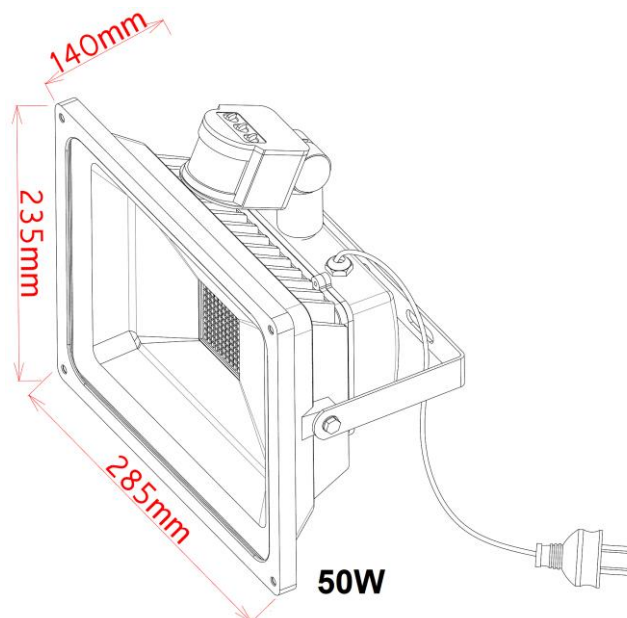
- Box style LED floodlight.
- Black / Grey painted outer casing and clear tempered safety glass lens.
- Hinge to direct light, Do-It-Yourself installation.
- Supplied with 3-pin plug and 0.4m lead
- High Lumen COB LED chip .
- Available in 10W, 20W, 30W or 50W.
- High intensity die-cast aluminium body, better heat dissipation structure materials,
- high intensity tempered glass, it can resist the impact and friction , its luminous efficiency can reach up to 94%
- IP65waterproof Rated

Application:

LED flood light widely used in stage, advertising board, Stadium, yard, garden, lawn, park, plaza, workshop, warehouse, supermarket, shopping mall, exhibition hall, gas station, highway toll station, dock .

Dimension:





Technical Parameters

Code	FL1606	FL1607	FL1608
Shape Color	Black /Grey		
Product size (mm)	180*140*95mm	225*185*112mm	285*235*140mm
Power (W)	20W	30W	50W
PF	>0.9		
Input Voltage (V)	AC85-265V 50/60Hz		
Efficacy (lm/W)	100lm/W		
LUMENS:	WW 1800LM CW 2000LM	WW 2800LM CW 3000LM	WW 4700LM CW 5000LM
LAMP:	COB LED		
CCT (K)	3000K / 4200K / 5000K/ 6500K		
CRI	80		
Material	Die-Casting Aluminium + tempered glass		
Working Temperature	-30°C ~ +50°C		
Installation	Surface mounted		
Detection angle	180°		
Detection Distance	12m		
Delay time	10sec-10 min		
IP Rating	IP65		
Warranty	3 Years		

Packing:

Code	Net Weight (KGS)	Color box (mm)	Qty/CTN (PCS)	GW/CTN (KGS)	Outer Carton (mm)
FL1606	1.2 KGS	195*200*135	8	11	420*410*300
FL1607	1.6 KGS	235*225*155	4	8.5	470*260*340
FL1608	2.6 KGS	295*245*165	4	13.0	510*320*360